
 *SparkleVerse*

CUSTOMIZING GRAPHICS FOR SPARKLEVERSE

It's scary if you think about it too much, so read this.

Our Templates

- We have some default graphics that can give you a starting point.
- You can start with whatever you like.
- You might not need a designer to make your dreams come true.

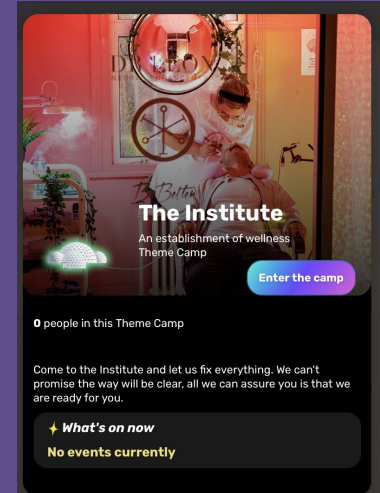
SparkleVerse asks you for:

- Banner Image
- Square Logo
- How you appear on the map
- Camp background
- Room images

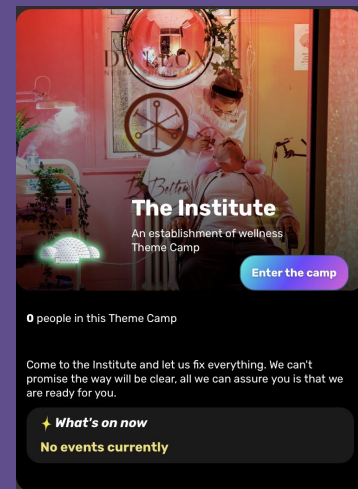
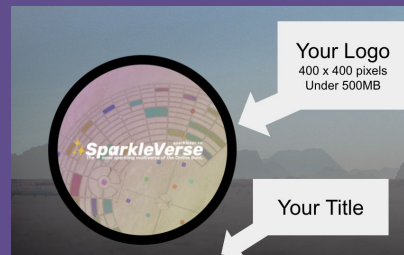
Banner



- Your banner should be at least 1200 x 628px

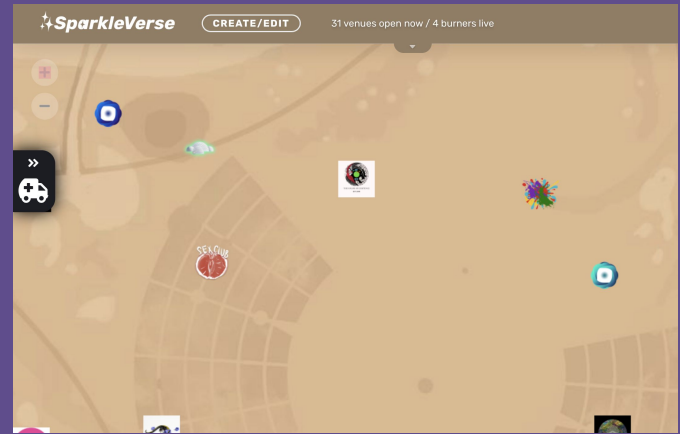


Square Logo



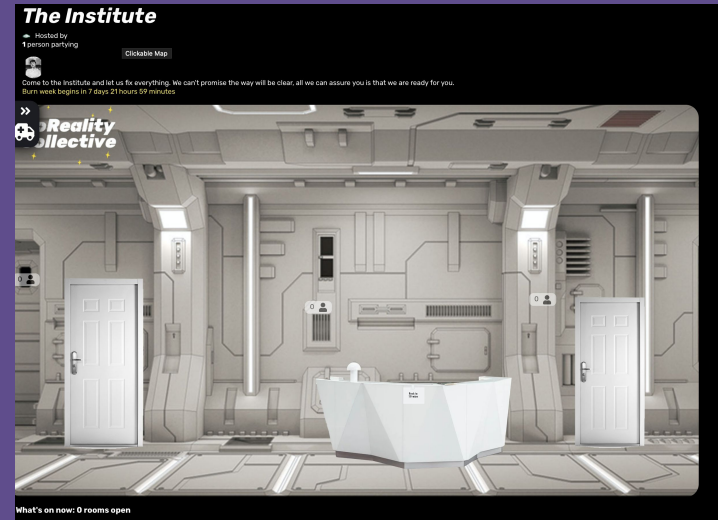
- This is appears here
- It can be a solid image or an image with transparency (note: use Chrome as it supports uploading PNGs)

How you appear on the map



- This where this appears
- To add transparency to your images without photoshop you can use <https://www.remove.bg/>
- You can also visit <http://pngimg.com> for free images

Camp Background



- In your camp, the backdrop is displayed like this.
- It CAN be a camp, but it can also be a venue, the inside of an installation or whatever you want to create.

Room Images

- This where this appears
- To add transparency to your images without photoshop you can use

<https://www.remove.bg/>

-